

[^ Back to Contents](#)

I saw a story about a volcano erupting on the news. **Can trains operate in falling ash caused by a volcanic eruption?**




Heavy ash fall could worsen visibility for train crew, make switches inoperable, damage electrical equipment, or cover the rails.

Ash removal is necessary for safe train operation.

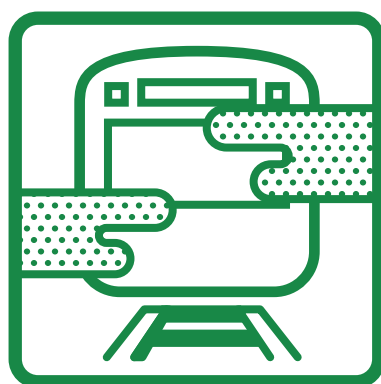
Services will be suspended until the ash is removed.




Examples of the Effects of Falling Ash on Railway Facilities



Inability to Detect Train Locations



Poor Visibility



Damage to Train Air-Conditioning