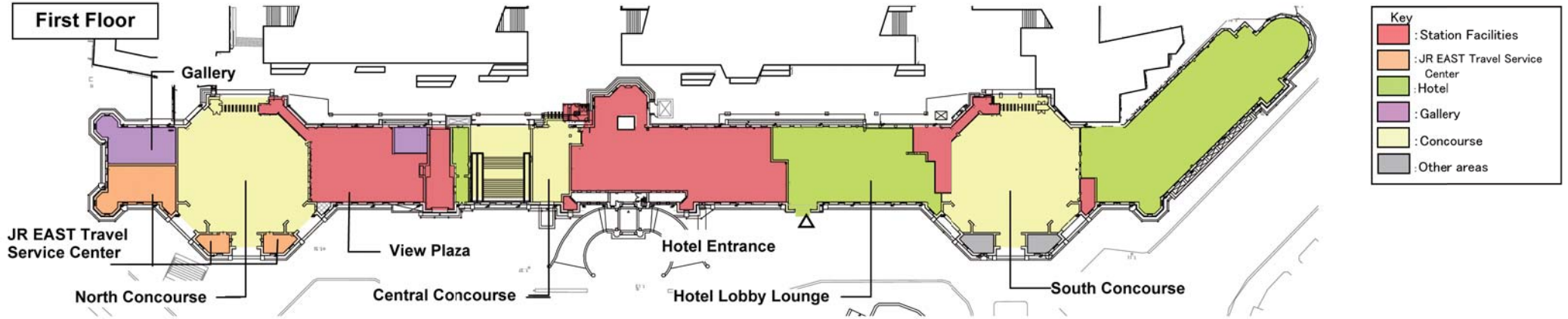
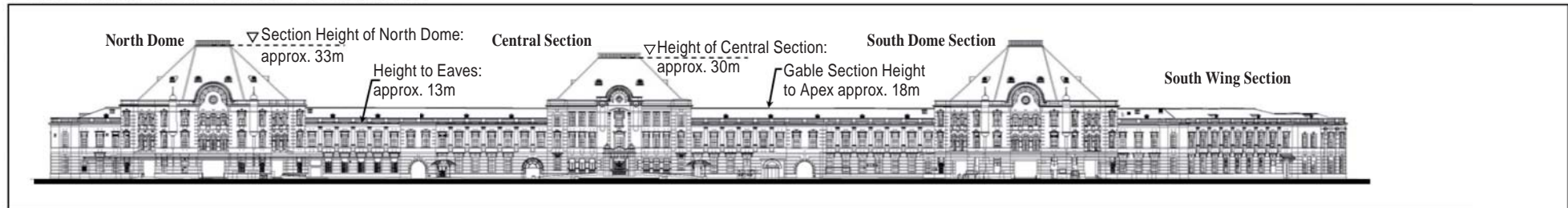


■ Ground Plan of the Second Floor After Restoration

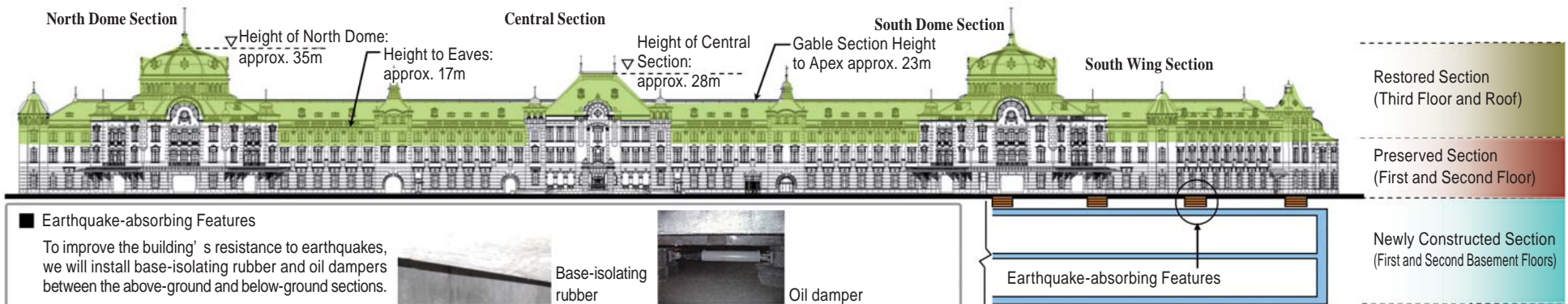


Principal Uses	Station Facilities, Hotel, Gallery
Number of Floors	3 Floors Above Ground (4 Floors in One Area), 2 Floors Below Ground
Total Floor Space	Approx. 43,000m <sup>2</sup>
	Station Facilities and JR East Travel Service Center: approx. 7,800m <sup>2</sup>
	Hotel: approx. 20,800m <sup>2</sup>
	Gallery: approx. 2,900m <sup>2</sup>
	Parking Garage: approx. 3,600m <sup>2</sup>
	Machine Rooms, etc.: approx. 7,900m <sup>2</sup>

■ Elevation View Before Restoration



■ Elevation View After Restoration



■ Earthquake-absorbing Features

To improve the building's resistance to earthquakes, we will install base-isolating rubber and oil dampers between the above-ground and below-ground sections.

