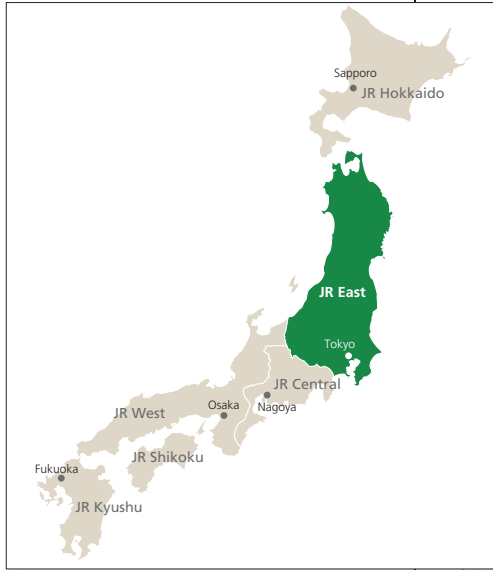
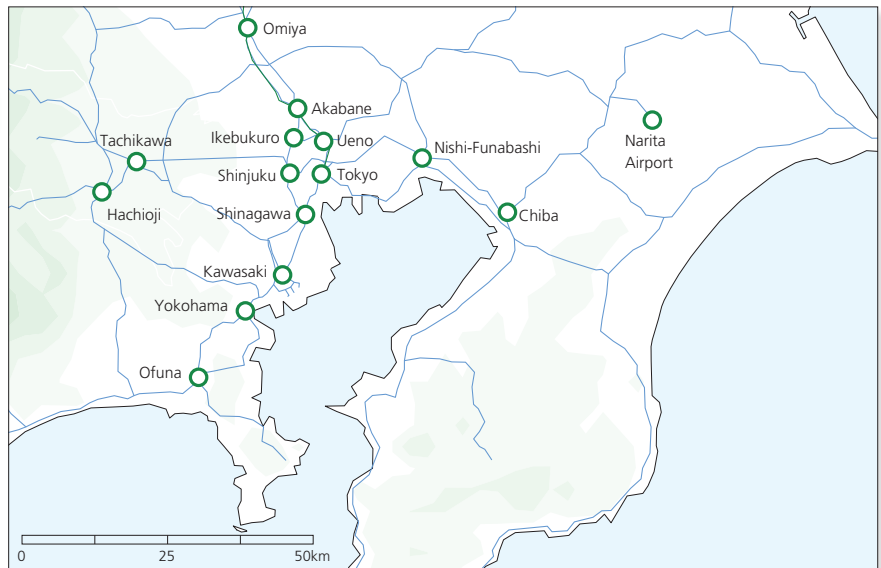


OPERATING AREA



- Shinkansen
- Hybrid Shinkansen
- Conventional Lines
- Additional Shinkansen
- ⋯ Additional Shinkansen (Under Construction)

JR EAST RAILWAY NETWORK AROUND TOKYO

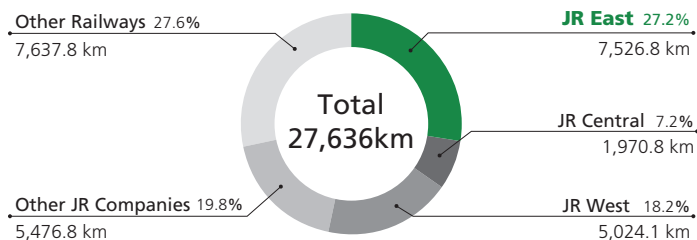


Railway Network

JR East has a passenger line network covering 7,526.8 kilometers, accounting for **27%** of Japan's railway network.

Share of Passenger Line Network

As of March 31, 2006



Shinkansen

JR East operates **5 high-speed Shinkansen routes** linking Tokyo and major cities in the eastern portion of Japan's main island of Honshu.

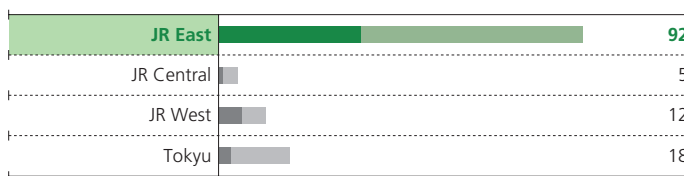
Competition with Airlines

Destination	Time Required	Frequency
Aomori	3:59	15
by Aircraft	2:58	6
Akita	3:49	15
by Aircraft	2:53	7
Yamagata	2:30	16
by Aircraft	3:08	1

Tokyo

In the operating area of JR East, there are **92 stations** used by more than 100,000 passengers daily.

Number of Busy Stations




■ More than 200,000 Passengers per Day
 ■ More than 100,000 Passengers per Day
 Data: Year ended March 31, 2008 for JR East, JR Central, and Tokyu; year ended March 31, 2007 for JR West

Synergies


JR East serves about **17 million** passengers daily and is leveraging this passenger flow to realize synergies with non-transportation businesses.

JR East's Non-Transportation Operations




123

Shopping Centers



19

Office Buildings



38

Hotels

Suica

The number of subscribers to *Suica* has surpassed **25 million*** and is continuing to grow.

Recent *Suica* Topics

January 2006	<i>Mobile Suica</i> service launched
October 2006	Automatic charging service for <i>View Cards</i> with <i>Suica</i> functions implemented
March 2007	<i>Suica</i> / <i>PASMO</i> mutual-use service started in Tokyo metropolitan area
March 2008	<i>Mobile Suica Limited Express Ticket</i> service started

*As of June 30, 2008