











Targets and outcomes

■ Accomplishment of environmental targets for the fiscal year ended March 2010 and new targets to be met in the fiscal year ending March 2011

Category of environmental conservation activities	Main activities	Targets to be met by fiscal 2011	Results for fiscal 2010	Results*1
Measures to prevent global warming	Total CO ₂ emissions from railway business activities	50% reduction by fiscal 2031 (relative to fiscal 1991 level) 2.76 million t-CO ₂ → 1.38 million t-CO ₂ (reduction by 1.38 million t-CO ₂)	2.54 million t-CO ₂ (8% reduction)	
		32% reduction by fiscal 2018 (relative to fiscal 1991 level) 2.76 million t-CO ₂ → 1.88 million t-CO ₂ (reduction by 0.88 million t-CO ₂)		
	Energy-efficient railcar utilization rate	86%	88%	 Achieved 
	Electricity used for train operation	2% reduction (relative to fiscal 2007 level) 4.17 billion kWh → 4.09 billion kWh (reduction by 0.08 billion kWh)	4.02 billion kWh	 Achieved 
	Train electricity used per unit transport volume	2% reduction (relative to fiscal 2007 level) 1.85 kWh/car-km → 1.81 kWh/car-km (reduction by 0.04kWh/car-km)	1.77 kWh/car-km	 Achieved 
Measures for resource circulation	Energy saving at stations and offices	4.5% reduction (relative to fiscal 2007 level) 15.3 billion MJ → 14.6 billion MJ (reduction by 0.7 billion MJ)	15.4 billion MJ	
	Recycling rate for waste generated at stations and on trains	70%	86%	 Achieved 
	Recycling rate for waste generated at General Rolling Stock Centers, etc.	95%	93%	
	Recycling rate for waste generated in construction projects	92%	95%	 Achieved 
Environmental activities along railway lines	Recycled office paper utilization rate	100%	92%*2	
		Reduction of noise to 75dB or less along the Tohoku and Joetsu Shinkansen Lines*3 (in designated noise control area)	100% (Fiscal 2010 targets have been achieved)	100%
Environmental communication	Participation in specific environmental protection activities every year	Participation in tree planting, etc.	49 thousand trees planted at 19 locations	
Environmental management	[A new establishment] Setting of numeric targets by all group companies	All group companies set their own numerical targets	Established	

■ Targets for the JR East Group

*1 Results indicate achievements as at the fiscal year ended March 2010.

*2 Recycled office paper utilization rate Papers sold as recycled paper by manufacturers are calculated as recycled paper.

*3 Measures to reduce noise along the Tohoku and Joetsu Shinkansen Lines We have completed measures to reduce noise to 75dB or less, guided by the national government. For other areas we have independently carried out improvement projects and completed them during fiscal 2010.