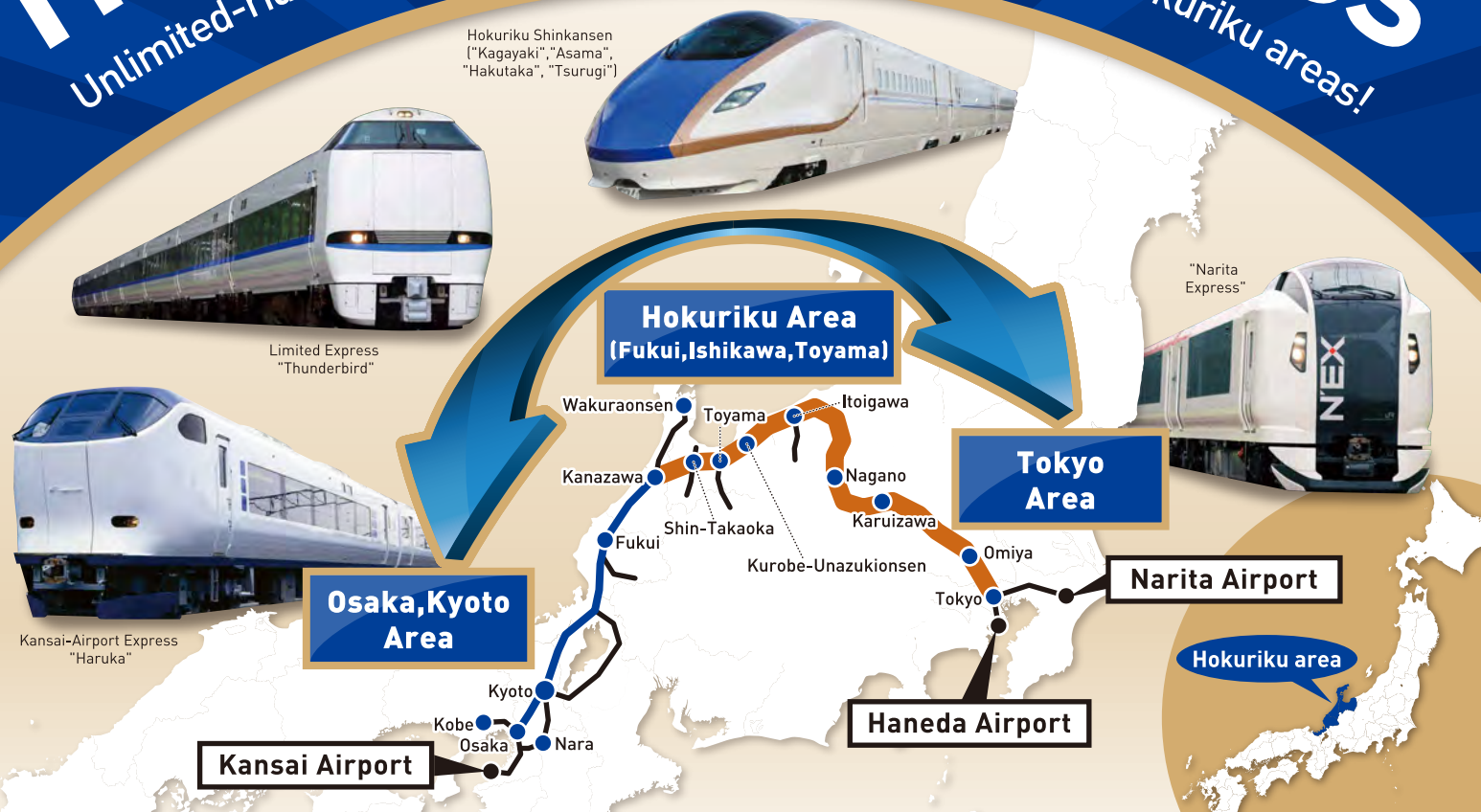


Hokuriku Arch Pass

Unlimited-ride Pass for affordable trips in Tokyo/Osaka and Hokuriku areas!



Purchasing from Outside Japan

Purchasing in Japan
or on JR-EAST Train Reservation/
JR-WEST ONLINE TRAIN RESERVATION

Adult

(12 year old or older)

24,500yen

25,500yen

Child

(6-11 year old)

12,250yen

12,750yen

How to Purchase

- Purchasing from Outside Japan**
Purchase a ticket exchange order from an overseas travel agency and exchange it for a pass at an exchange location in Japan.
- Purchasing in Japan**
Purchase at sales locations in Japan
- Purchasing Online**
Make a purchase on JR-EAST Train Reservation or JR-WEST ONLINE TRAIN RESERVATION, then claim your pass at designated exchange locations in Japan.

Validity period 7 consecutive days

Eligibility

The pass is available for foreign nationals with a non-Japanese passport **who enter Japan under the entry status of Temporary Visitor valid for 90 days or less.** The passport is required for confirmation purposes at the time of purchase/exchange.

Valid Train Routes and Train Types

This pass allows unlimited rides using reserved seats or non-reserved seats on the ordinary cars of the limited express trains (including shinkansen), express trains, and local trains in the area of Kansai Airport - Keihanshin and Nara area - Hokuriku area - Tokyo ward area - Narita/Haneda Airport. Reservations are required for reserved seats.

* Be advised that some trains are reserved seats only. This includes Hokuriku Shinkansen "Kagayaki" and Limited Express "Kounotori", "Kinosaki", "Hashidate", "Maizuru", "Kuroshio", "Narita Express", etc.

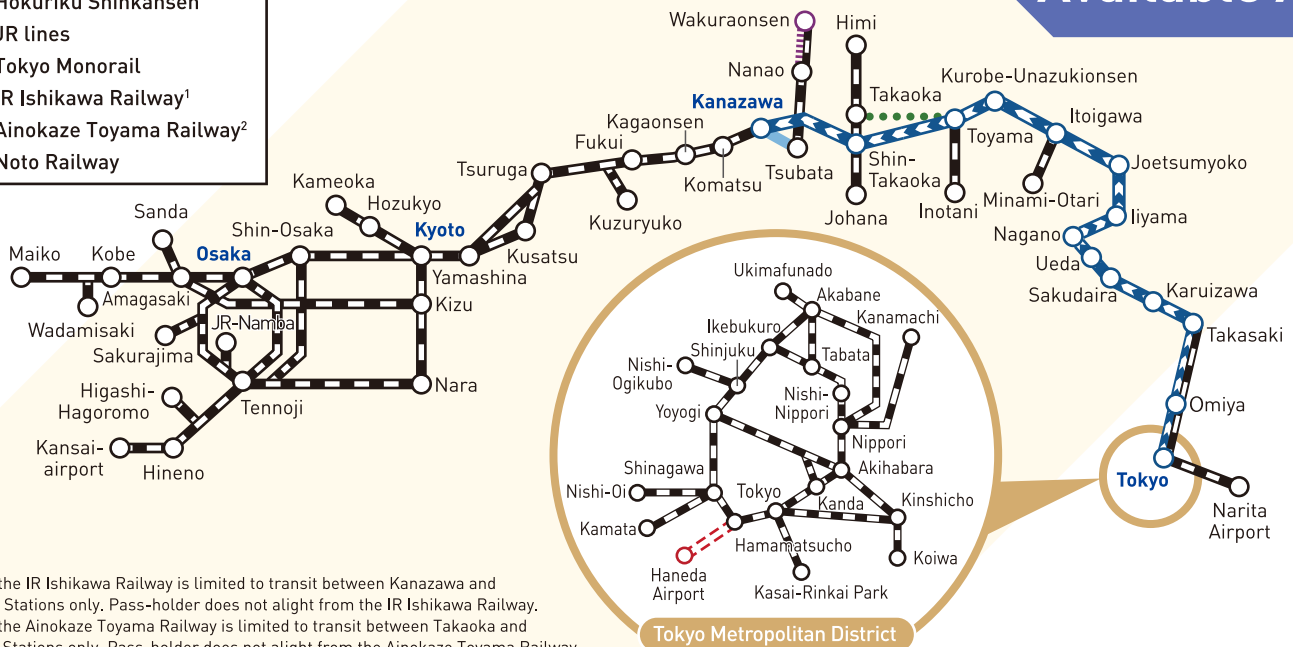
- Limited Express "Haruka" between Kansai-airport and Shin-Osaka/Kyoto
- Limited Express "Thunderbird" between Osaka and Kanazawa, Hokuriku Shinkansen between Kanazawa and Tokyo
- Limited Express "Narita Express" within Available Area
- Tokyo Monorail between Hamamatsucho and Haneda Airport
- JR lines in Keihanshin Area (Osaka, Kyoto, Kobe and Nara), JR lines within Tokyo ward area
- Etsumi-Hoku Line, Nanao Line, Himi Line, Johana Line, Takayama Main Line (Toyama - Inotani), Oito line (Itoigawa - Minami-Otari)
- IR Ishikawa Railway, Ainokaze Toyama Railway, Noto Railway * There are some conditions for riding.

* Gran Class and Green Cars are not available.

* Tokaido Shinkansen (Shin-Osaka - Kyoto - Tokyo) is not available.



- Hokuriku Shinkansen
- JR lines
- Tokyo Monorail
- IR Ishikawa Railway¹
- Ainokaze Toyama Railway²
- Noto Railway



1. Use on the IR Ishikawa Railway is limited to transit between Kanazawa and Tsubata Stations only. Pass-holder does not alight from the IR Ishikawa Railway.
2. Use on the Ainokaze Toyama Railway is limited to transit between Takaoka and Toyama Stations only. Pass-holder does not alight from the Ainokaze Toyama Railway.

Exchange and Sales Locations

JR EAST Travel Service Center

JR Ticket Office (Midori-no-madoguchi)
NTA TiS
Travel Service Center

See here for more information.

<https://www.jreast.co.jp/e/ticketwindow/?selectPass=hokurikuArch>



Information

- This pass does not guarantee you a seat on any particular train. Seat reservations may be made in advance without any additional payment. To do this, you should apply at a JR ticket office or Travel Service Center in a JR-EAST or JR-WEST station. To travel in a Non-Reserved seat, all you need is this pass. Please note that Non-Reserved seats are not available on all trains.
- If you travel in the Green Car on a Local Train, you must pay an extra charge besides the pass. If you travel in the Green Car or GranClass in a Shinkansen, Limited Express or Rapid Service, you must pay the associated express charge as well as the extra charge. If you travel in a Sleeping Car, you must pay the associated express charge as well as the extra charge and basic fare. You cannot change your ticket to a Reserved seat or Sleeping Car after boarding.
- The pass cannot be reissued if lost or stolen.
- JR is unable to extend the validity of the pass or issue refunds for any reason, including due to service cancellation or delays after use of the pass has begun. Similarly, JR is not liable for costs incurred by passholders as a result of changes in scheduled service, including transportation or lodging expenses.

It's easy to reserve a seat using a Reserved Seat Ticket Vending Machine!

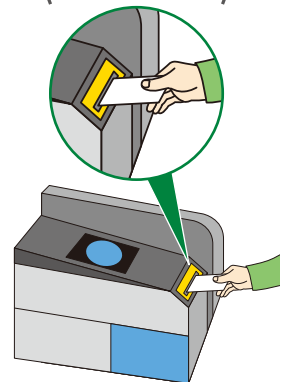


Images are for illustrative purposes only.

Reserved seats on shinkansen, limited express trains, etc. can be reserved using Reserved Seat Ticket Vending Machines at JR EAST and JR WEST stations.

How to Use the Automatic Ticket Gates

Insert your ticket into the automatic ticket gate!



Important Info from JR EAST

JR EAST EAST JAPAN RAILWAY COMPANY

<https://www.jreast.co.jp/multi/>



Passes are available for purchase from JR East Reserved Seat Ticket Vending Machines.

*Limited to Reserved Seat Ticket Vending Machines placed at the JR East Stations that have the passport reader installed.

*Tickets can still be purchased and staff consulted at ticket counters.

*Look for Reserved Seat Ticket Vending Machines with the applicable logos shown to the right.

*Only compatible with passports with IC chips.

Find out more at:

https://www.jreast.co.jp/e/downloads/pdf/passport_operation_e.pdf



Passport reader

How to Purchase a Hokuriku Arch Pass?

1 On the website

You can purchase passes via the JR-EAST Train Reservation website.
<https://www.eki-net.com/en/jreast-train-reservation/Top/Index>



2 In Japan

You can purchase the pass at a sales location.



<http://www.jreast.co.jp/e/ticketwindow/>

3 At an overseas travel agency



You can purchase an Exchange Order before coming to Japan. After arrival in Japan, please exchange it for the pass.