


1. Preservation and Restoration of Tokyo Station Marunouchi Building

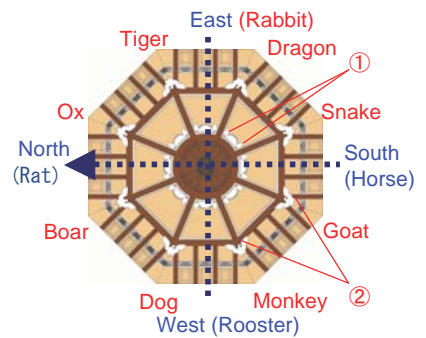
■ Façade and Interior of the Station Building

- We will restore the third floor and north and south domes of the Marunouchi Station Building, as far as possible preserving and utilizing the existing structures.
- We will restore the interiors of the north and south domes and their relief decoration, based on contemporary photographs and plans.



Dome Interior (Artist's Impression of the North Dome)

Many distinctively Japanese-style motifs were used for the interior decoration of the domes. Architect Kingo Tatsuno explicitly stated that he wanted to “do the decoration in a Japanese style.” We decided on the colors for the wall reliefs by reference to a contemporary document that states “the colors are bright” and mentions “egg-yolk yellow plaster,” as well as black-and-white photographs taken during the original construction.



View Looking Up to Ceiling of the Dome




1. Flower Decoration Relief (Artist's Impression)

The flower reliefs around the central decoration of the dome's ceiling take the form of clematis plants. A total of 16 are arranged in the north and south domes.



2. Eagle-shaped Relief (Artist's Impression)

The eagle reliefs in the eight corners of the dome's ceiling have a wingspan of 2.1m. A total of eight are arranged in the north and south domes.



3. Zodiac Animal Reliefs (Artist's Impression)

The sculptures in the eight corners of the dome's walls are reliefs of eight of the 12 Zodiac animals, arranged according to the directions they traditionally represent, reading clockwise from the north: Ox (North-Northeast); Tiger (East-Northeast); Dragon (East-Southeast); Snake (South-Southeast); Goat (South-Southwest); Monkey (West-Southwest); Dog (West Northwest); Boar (North-Northwest). The four animals representing the four cardinal points - Rat (North); Rabbit (East); Horse (South); and Rooster (West) - are not depicted.

- As far as possible, for the roof slates we used Japanese natural slates of a type that withstood the tsunami after the Great East Japan Earthquake. We will position them in symbolic locations on the south and north domes and the central section of the station building.



The Roof of one of the Domes (with Japanese Slate)

■ Night-time Illumination of the Restored Marunouchi Station Building (Scheduled to Start in October 2012)

- At the same time that the building opens, we will launch a night-time illumination project conceived by lighting designer Kaoru Mende.
- We plan to install an environment-friendly lighting scheme using LED fittings.



Facade (Artist's Impression)



Night-time Illumination (Artist's Impression)

*The building will be lit from sunset until 9 pm.

■ JR EAST Travel Service Center: Outline

We will install the “JR EAST Travel Service Center” offering an integrated service for foreign visitors to Japan.

- Name “JR EAST Travel Service Center”
- Projected Opening Date Monday, October 1, 2012
- Operated by East Japan Railway Company
- Outline of Facilities Travel Counter (For JR EAST PASS exchange, train ticket arrangements, etc.)
Tourist Information Counter
Foreign Exchange, ATMs
Baggage Service Counter



JR East Travel Service Center (Artist's Impression)

■ Tokyo Station Gallery: Outline

Tokyo Station Gallery was born in 1988, inspired by our wish to “offer everyone a station that is not just a way of getting from A to B, but also an enriching, enjoyable cultural space.” The Gallery has been closed since 2006, but will now be able to provide an even more fulfilling experience thanks to the preservation and restoration of Tokyo Station Marunouchi Building.

- Name “Tokyo Station Gallery”
- Concept “A small gallery but a real gallery”
- Scheduled Opening Date Monday, October 1, 2012
- Operated by East Japan Railway Culture Foundation, a Public Interest Incorporated Association (Chairman: Mutsutake Otsuka, Chairman and CEO, East Japan Railway Company)
- Outline of Facilities Comprising First Floor: Entrance; Second Floor: Exhibition Spaces; Third Floor: Exhibition Spaces (a total of approx. 2,900 m²)
 - The “Historic Second Floor” will be designed so that visitors can appreciate the ambience of the original brick walls.
 - The “Contemporary Third Floor” will be fitted out as an exhibition space with brand-new contemporary-style wall finishes.

- The route around the building will be along an open corridor from which it will be possible to enjoy the sight of people coming and going in the station and view the restored ceilings of the domes.

○ Exhibition Content

About five exhibitions are planned each year, with the focus on contemporary art, architecture, and design.



Second Floor Exhibition Space (Artist's Impression)



Third Floor Exhibition Space (Artist's Impression)

■ Tokyo Station Hotel: Outline

The old “Tokyo Station Hotel” opened for business in 1915 and has enjoyed the patronage of many guests over the years, but was closed in March 2006 to make way for the preservation and restoration of Tokyo Station Marunouchi Building. The new “Tokyo Station Hotel,” currently under construction, will open a new page in the building’s story, as a truly unique hotel that incorporates not only the stately dignity of an officially designated Important Cultural Property with a long and rich history, but also all the functionality that is expected of a contemporary guest facility.

○ Name: THE TOKYO STATION HOTEL

○ Projected Opening Date: Wednesday, October 3, 2012

○ Managing Company: Nippon Hotel Group, Inc. (Chairman and CEO: Hiroshi Sawada)

○ Outline of Facilities

Total Floor Space	20,800 m ²
Rooms	150 Rooms (86 Twin, 64 Double); 50 Standard Rooms (approx. 40 m ²)
Banquet Facilities	3 Banquet Halls: Main Banquet Hall (288 m ²), Subsidiary Banquet Halls (110 m ² , 80 m ²)
Catering	French Cuisine, Japanese Cuisine, Chinese Cuisine, Bar, Lounge, etc.
Other Facilities	Spa and Fitness Center, etc.

○ Lead Hotel Interior Design Company: Richmond International (based in the United Kingdom)

Special Features of the Hotel

We have selected a relaxing interior style that incorporates contemporary elements but keeps in mind the need to harmonize with the classic European style of the station façade.



The refined hotel lobby, with impressive marble flooring, welcoming fireplaces, and discreetly colored furniture. (Artist's impression)



Characterized by its high ceiling and large vertical windows, the discreetly designed British-style lobby lounge allows guests to forget the hustle and bustle of Tokyo Station. (Artist's impression)



The guest rooms provide the ultimate in functionality and livability, with high ceilings and large windows that give a spacious feeling, elegant furniture, and facilities such as dimmer-controlled lighting and high-speed Internet access. (Artist's impression)



A large space on the fourth floor, lit by natural daylight entering through the skylights, will house a lounge for the exclusive use of hotel guests. (Artist's impression)