

## Profile

▶ JR East is **the largest** passenger railway company **in the world**, serving about **16 million passengers daily**.

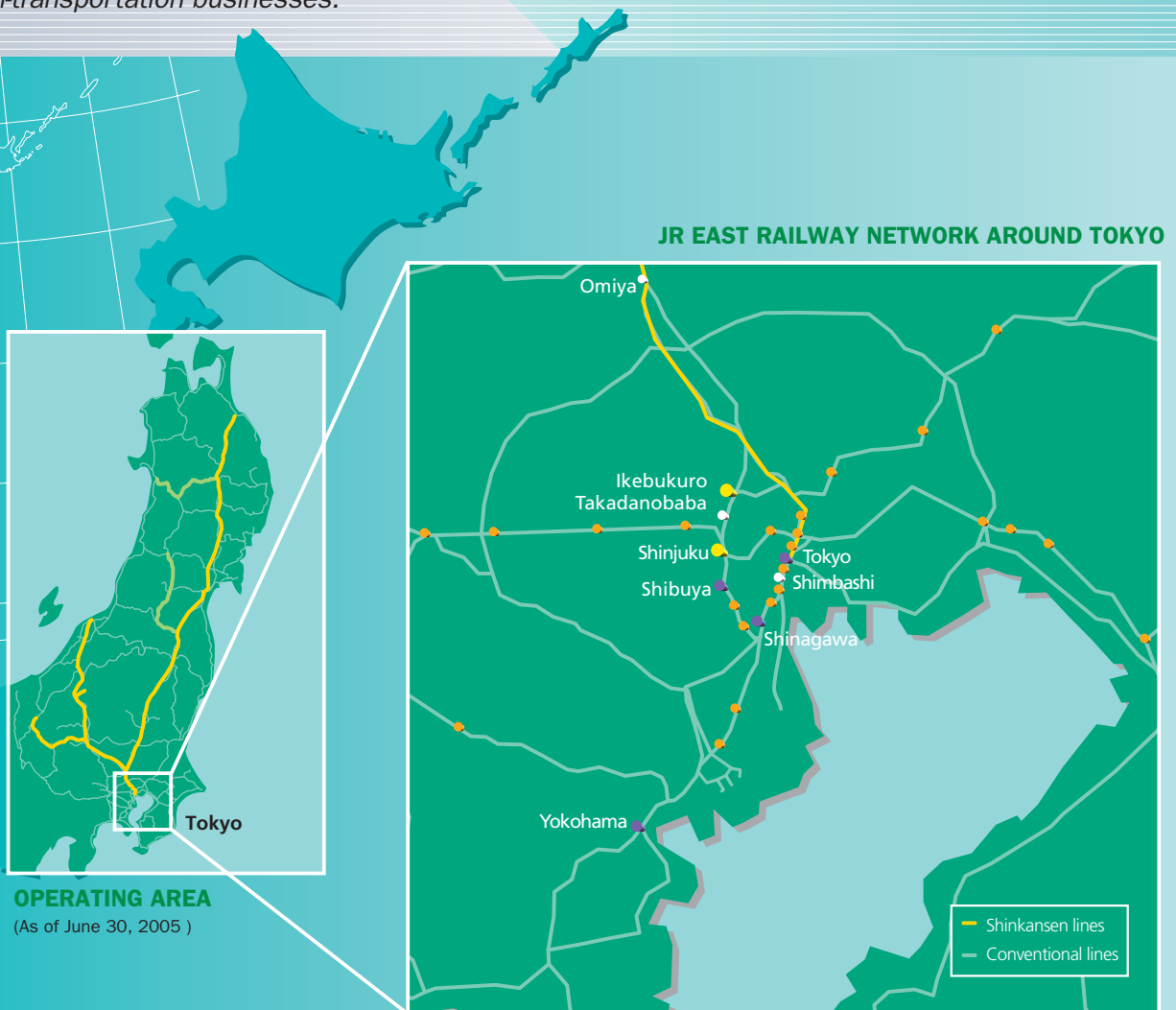
▶ JR East alone provides nearly half of the huge volume of railway transportation in the **Tokyo metropolitan area**.

▶ JR East operates a **five-route Shinkansen network** between Tokyo and major cities in eastern Honshu (mainland).

▶ JR East's **strong and stable core transportation business** contributes 70% of operating revenues.

▶ JR East has **the ability to leverage passenger traffic and railway assets** to develop non-transportation businesses.

▶ JR East has **abundant and stable cash flow**.



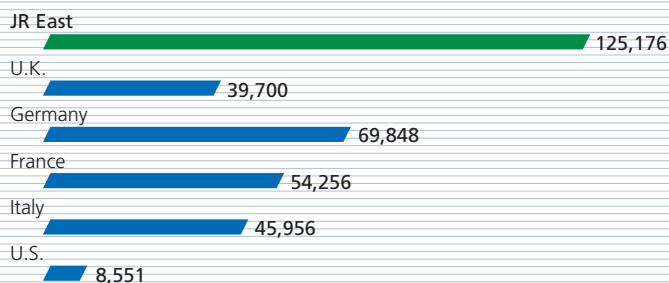
### Forward-Looking Statements

Statements contained in this report with respect to JR East's plans, strategies, and beliefs that are not historical facts are forward-looking statements about the future performance of JR East which are based on management's assumptions and beliefs in light of the information currently available to it. These forward-looking statements involve known and unknown risks, uncertainties and other factors that may cause JR East's actual results, performance or achieve-


ments to differ materially from the expectations expressed herein. These factors include, without limitation, (i) JR East's ability to successfully maintain or increase current passenger levels on railway services, (ii) JR East's ability to improve the profitability of railway and other operations, (iii) JR East's ability to expand non-transportation operations and (iv) general changes in economic conditions and laws, regulations and government policies in Japan.

**INTERNATIONAL RAILWAY COMPARISONS**

**ANNUAL PASSENGER KILOMETERS\*** (Millions)



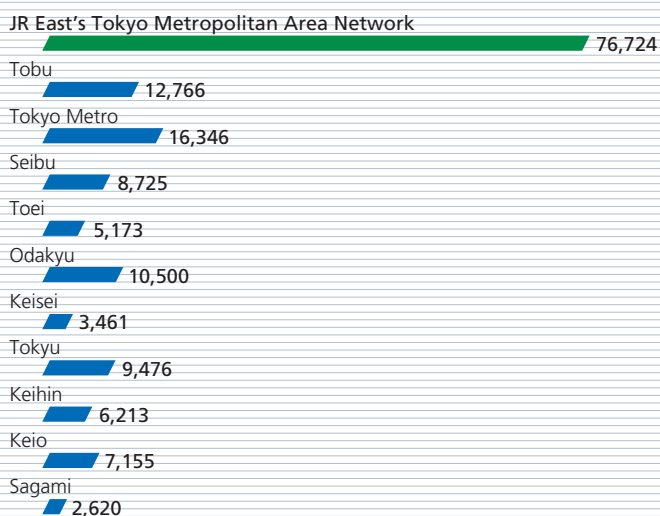
**ANNUAL NUMBER OF PASSENGERS\*** (Millions)




\* As of December 31, 2002, except for JR East and U.K. figures, which are as of March 31, 2003

**TOKYO AREA COMPARISONS**

**ANNUAL PASSENGER KILOMETERS** (Millions)  
(For the year ended March 31, 2004)



**POPULATION DENSITY** (per square kilometer)  
(As of October 1, 2004)



**Contents**

- ▶ **Financial Highlights** . . . . . 2
- ▶ **JR East at a Glance** . . . . . 3
- ▶ **A Message from the Management** . . . . . 4
- ▶ **New Frontier Express** . . . . . 5
  - ▶▶ An Interview with the President . . . . . 6
  - ▶▶ *New Frontier 21*—Review / *New Frontier 2008*—Overview . . . . . 12
  - ▶▶ Challenge 01 / 03: Upgrade Safety and Reliability / Enhance Convenience and Comfort of Railway Operations . . . . . 14
  - ▶▶ Challenge 02 / 04: Reinvent Stations / Grow Non-Transportation Operations Further . . . 15
  - ▶▶ Challenge 05: Enhance Lifestyle through *Suica* . . 16
  - ▶▶ Challenge 06: Focus on R&D . . . . . 17
- ▶ **Corporate Social Responsibility** . . . . . 18
- ▶ **Corporate Governance** . . . . . 20
- ▶ **Board of Directors and Corporate Auditors** . . . . . 22
- ▶ **Organization** . . . . . 23
- ▶ **Operational and Other Risk Information** . . . . . 24
- ▶ **Review of Operations** . . . . . 31
  - ▶▶ Transportation
    - ▶▶▶ Shinkansen Network . . . . . 32
    - ▶▶▶ Tokyo Metropolitan Area Network . . . . . 34
    - ▶▶▶ Intercity and Regional Networks / Travel Agency Services . . . . . 36
  - ▶▶ Non-Transportation
    - ▶▶▶ Station Space Utilization . . . . . 38
    - ▶▶▶ Shopping Centers & Office Buildings . . . . 40
    - ▶▶▶ Other Services . . . . . 42
  - ▶▶ Report on Niigata Chuetsu Earthquake . . . . . 44
- ▶ **Financial Section** . . . . . 45
- ▶ **Corporate Section** . . . . . 71

